


GOLDEN TANDOORS

Redefining Tandoori Ovens



LARGEST RANGE OF
AUTHENTIC MOBILE ELECTRIC TANDOORS

CATERING | OUTDOOR | TAKEAWAY



**COMMERCIAL ELECTRIC TANDOOR
OVENS FOR RESTAURANTS, CATERING & TAKEAWAY**

**FREE STANDARD
ACCESSORIES**

for good cooking practice a set of free accessories is provided

- 5 No's Thin Skewers
- 5 No's Thick Skewers
- 1 set (pair) 2 Skewers for Bread Removal Skewers
- Gaddi (Roti Pad) for Slapping Breads
- Heavy Stainless Steel Mouth Cover with Handle
- Instruction and Safety Manual

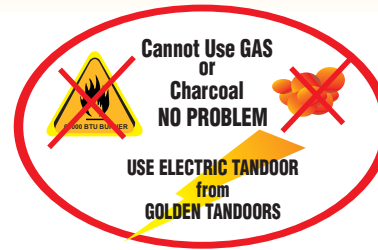
**Programmable
Digital Controller
with keep warm
function***

FEATURES

- GOOD FOR AIRPORTS, RESTAURANTS, LOUNGES, CRUISE LINERS, SHOPPING MALLS WHERE GAS AND CHARCOAL USE IS NOT PERMITTED OR VIABLE.
- READY TO USE.
- NO HEAVY EXHAUST FUMES TO VENT.
- CE CERTIFIED*
- HIGH HEAT INPUT DESIGN
- HEAVY DUTY CLAY POT
- CONTROLS AS PER EU STANDARDS
- HIGH CAPACITY LONG LIFE ELECTRIC HEATERS
- DIGITAL TEMPERATURE CONTROLLER
- DIGITAL TEMPERATURE DISPLAY
- CIRCUIT PROTECTION
- PRECISE CONTROL OF TEMPERATURE
- VERY QUICK INITIAL HEAT TIME.
- DESIGNED FOR MINIMUM HEAT LOSS.
- HIGH QUALITY STAINLESS STEEL EXTERIOR.
- LONG LASTING SPECIALLY BUILD REINFORCED CLAY.
- HEAVY DUTY WHEELS WITH BRAKE FOR EASY PLACEMENT & MOBILITY.
- THE RAPIDITY OF BAKING AND COOKING BY RADIANT, CONDUCTIVE AND CONVECTIVE HEAT TRANSFER ENSURES THE SEALING IN OF THE FLAVORS AND JUICES OF THE EDIBLE PRODUCTS.
- OIL AND FAT FREE COOKING OF OTHER EDIBLES IN A PRACTICAL AND ENERGY EFFICIENT MANNER.
- EASY ACCESS FOR ELECTRICAL CONNECTIONS.
- SPECIAL STAINLESS STEEL / AL COVERING ON HEATING ELEMENTS TO PROTECT SKEWER PRICKING & FOOD SPILLAGE.
- HEAVY DUTY TOP COVER & IMPORTED HEAT RESISTANT HANDLE.
- ALSO AVAILABLE WITH WALL/DISTANT MOUNTED IP-55 AND IP-60 CONTROL PANEL

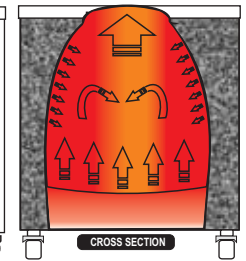
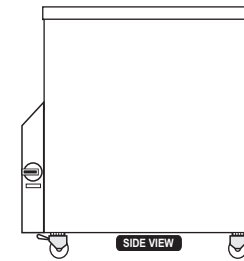
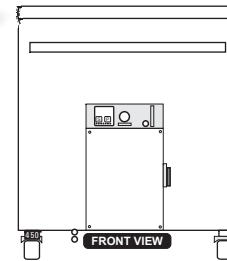
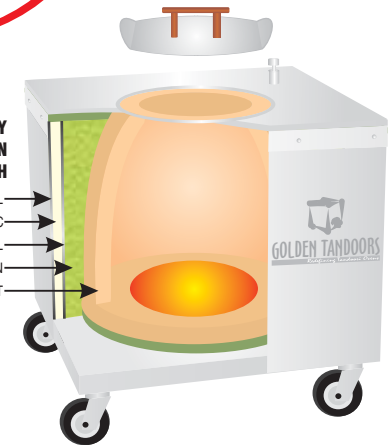


- Heat Resistant Handle On Mouth Cover
- Breather For Longer Life of Pot
- Removable Heavy Metal Ring on Top for Long Life
- 16 Gauge Heavy Stainless Steel
- Heavy Duty Towel Hanger
- CE Certified Electric Control with Display
- Jointless Body Design
- 16 Gauge Stainless Steel Panel
- Lockable Heavy Duty Wheels



**DOUBLE BODY
DOUBLE INSULATION
WITH CERAMIC SANDWICH**

- 2nd BODY-STAINLESS STEEL
- 2nd INSULATION- CERAMIC
- 1st BODY-STEEL
- 1st INSULATION
- CLAY POT



Model Number	Recommendation (Covers/seats)	Dimension in Inches (cm)				Weight in Kg (lbs)		Fuel	Double Body + Double Insulation	Remarks
		Width	Depth	Height	Mouth	Product	Product + Pkg			
GT-610 EL	40 Plus Catering & Outdoor	24 (61)	28 (71)	32 (81)	12 (30)	190 (425)	220 (500)	ELECTRIC 220V/50 Hz, 1 Phase + N / 410 V/50Hz 3, Phase + N, #	✓	Catering Outdoor Small Takeaway

RESTAURANT ELECTRIC MODEL RANGE AVAILABLE (http://www.goldentandoors.com/professional_tandoor_electric.html)

*Model Specific. Due to Continuous improvement specifications and sizes are subject to change without prior notice. Ask for latest Specification Sheet for Precise Electrical Requirement on particular models. Images for representation only. Check Local Authority Electric Installation Code/Norms before Ordering. # User specific electric requirements available.