


# GOLDEN TANDOORS

Redefining Tandoori Ovens



LARGEST RANGE OF  
AUTHENTIC MOBILE GAS TANDOORS

CATERING | OUTDOOR | TAKEAWAY



GT-610EU

**COMPLETE GAS TANDOOR  
RANGE WITH AUTO IGNITION  
& FLAME FAILURE SAFETY DEVICE**

**FREE STANDARD  
ACCESSORIES**

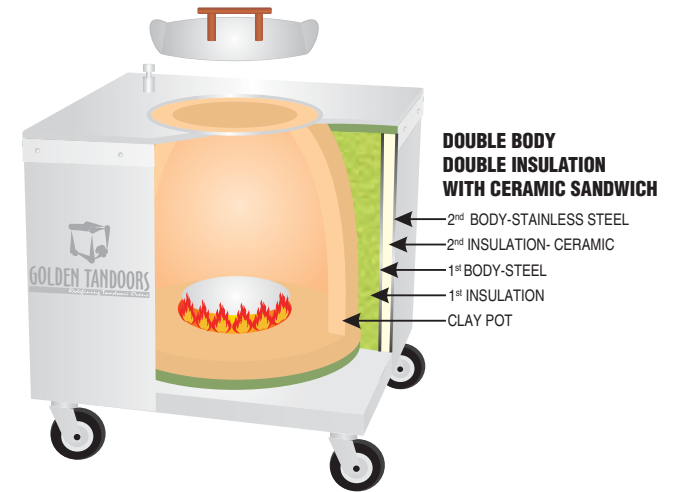

for good cooking practice a set of free accessories is provided

- 5 No's Thin Skewers
- 5 No's Thick Skewers
- 1 set (pair) 2 Skewers for Bread Removal
- Skewers Gaddi (Roti Pad) for Slapping Breads
- Heavy Stainless Steel Mouth Cover with Handle
- Instruction and Safety Manual

## FEATURES

- READY TO USE (Pre-Installed Burners, Pilot, gas line, Igniters, Flame Failure Device)
- AUTO IGNITION – CSA CERTIFIED\* (NO MORE MATCH LIGHTS OR BURNING PAPER)
- PANEL DESIGN TO SUIT LEFT HANDED AND RIGHT HANDED USERS.
- FLAME FAILURE SAFETY DEVICE – CSA/AGA/CE CERTIFIED\* (SAFETY AT WORK)
- PILOT FLAME – CSA CERTIFIED\* (GET CONVENIENCE AND SAVE GAS TOO)
- HEAVY DUTY GAS BURNER (VERY HIGH BTU/KW WITH SIM CONTROL)
- HEAVY DUTY CLAY POT
- FORGED BRASS / COPPER FITTINGS.
- DOUBLE INSULATED WITH CERAMIC INSULATION.
- DOUBLE BODY MONOCOQUE CHASSIS DESIGN.
- DESIGNED FOR MINIMUM HEAT LOSS.
- ECONOMICAL & FUEL SAVER.
- HIGH QUALITY STAINLESS STEEL EXTERIOR.
- LONG LASTING SPECIALLY BUILD REINFORCED CLAY.
- VERY HEAVY DUTY BURNER BAFFLE PLATE (DEFLECTS FLAME WHERE MOST REQUIRED – LASTS VERY LONG).
- HEAVY DUTY CERTIFIED WHEELS WITH BRAKE FOR EASY PLACEMENT & MOBILITY.
- STAINLESS STEEL TOWEL HANGER\*
- THE OUTER BODY REMAINS COOLER THUS THE USER WORKS UNDER NO FATIGUE WITH A LESS HEATED SURROUNDING.
- EASY ACCESS FOR GAS PIPE LINE AND BURNER. (SERVICING & CLEANING IS EASY)
- PROPER ENTRY POINT FOR GAS (NO MORE HANGING PIPES POSING RISK)
- HEAVY DUTY TAPER TOP COVER FOR GAS ESCAPE (CANNOT COMPLETELY CLOSE THE LID ACCIDENTLY – AVOIDS BUILD UP OF BAD GASES & INCREASES LIFE OF CLAY POT)
- EACH TANDOOR INDIVIDUALLY TESTED AND MARKED AS PER CERTIFICATION NORMS OR BUYER REQUIREMENT BASED ON TYPE AND PRESSURE OF GAS.





## CATERING TANDOORS GAS

| Model Number | Dimension in Inches (cm) |         |         |         | Weight in Kg (lbs) |              | Fuel                           | Certification                                    | Double Body +Double Insulation | Remarks                             |
|--------------|--------------------------|---------|---------|---------|--------------------|--------------|--------------------------------|--|--------------------------------|-------------------------------------|
|              | Width                    | Depth   | Height  | Mouth   | Product            | Product+ Pkg |                                |  |                                |                                     |
| GT-610EU     | 24 (61)                  | 28 (71) | 32 (81) | 12 (30) | 190 (425)          | 220 (500)    | NATURAL GAS, L.P GAS. TOWN GAS | CE/CSA/AGA Certified Main Valve with Gas Control | ✓                              | Catering   Outdoor   Small Takeaway |

**NOT FOR SALE IN USA & CANADA. FOR MODELS CERTIFIED FOR USE IN USA & CANADA SEE ([http://www.goldentandoors.com/catering\\_tandoor\\_gas.html](http://www.goldentandoors.com/catering_tandoor_gas.html)) RESTAURANT GAS MODEL RANGE AVAILABLE ([http://www.goldentandoors.com/professional\\_tandoor\\_gas.html](http://www.goldentandoors.com/professional_tandoor_gas.html))**

\*Model Specific. Due to Continuous improvement specifications and sizes are subject to change without prior notice. Ask for latest Specification Sheet for Precise Gas Types and pressures for particular models. Images for representation only. Check Local Gas Authority Gas Installation Code/Norms before Ordering.

info@goldentandoors.com  
www.goldentandoors.com

Worldwide Delivery 